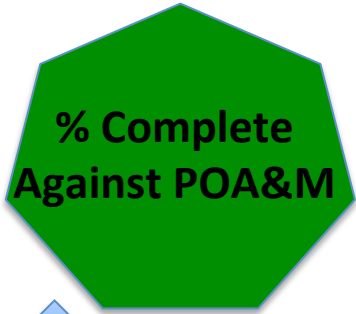


# Project Score Card

**Reporting Period:**

**Activity**

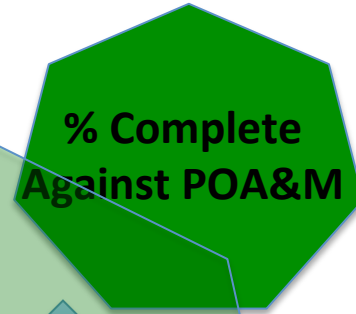
Level 2 Activity



What this means to the Stakeholder:

**Activity**

Level 2 Activity



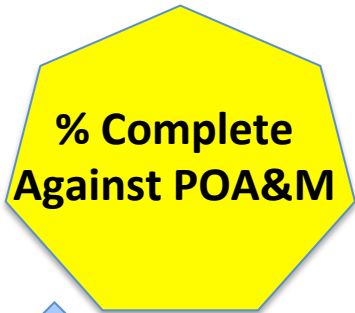
What this means to the Stakeholder:

% Improvement Since [Date] Status

% Improvement Since [Date] Status

**Activity**

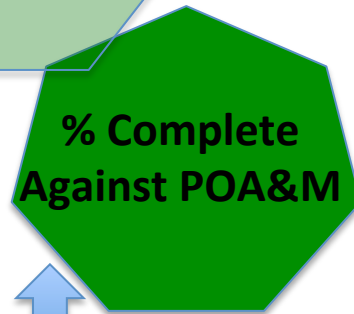
Level 2 Activity



What this means to the Stakeholder:

**Activity**

Level 2 Activity



What this means to the Stakeholder:

% Improvement Since [Date] Status

% Improvement Since [Date] Status

# Project

Project Description:

Quarter	1 <sup>st</sup> Quarter	2 <sup>nd</sup> Quarter	3 <sup>rd</sup> Quarter	4 <sup>th</sup> Quarter
Target	35% Complete	50% Complete	80% Complete	100% Complete
Current	37.25%			

**1. Activity**



Results

**2. Activity**



Results

**3. Activity**



Results

**4. Activity**



Results

# Project Name

**Reporting Period:**

## Success this Period Means:

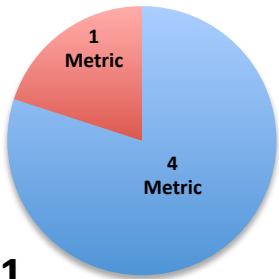
Project Description

1

2

3

4

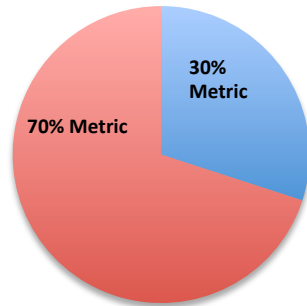


**1.**

**Activity**

Activity Description

Target Metric:

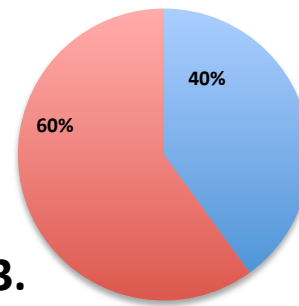


**2.**

**Activity**

Activity Description

Target Metric:

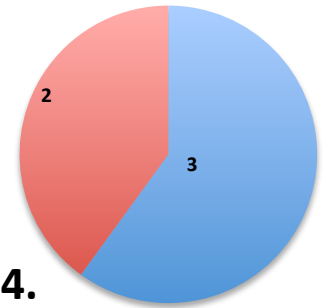


**3.**

**Activity**

Activity Description

Target Metric:



**4.**

**Activity**

Activity Description

Target Metric:

# DRAFT PRIORITIZED ACTIVITY TIMELINE

2012  
Sept

Oct

Nov

Dec

2013  
Jan

Feb

Mar

April

May

June

July

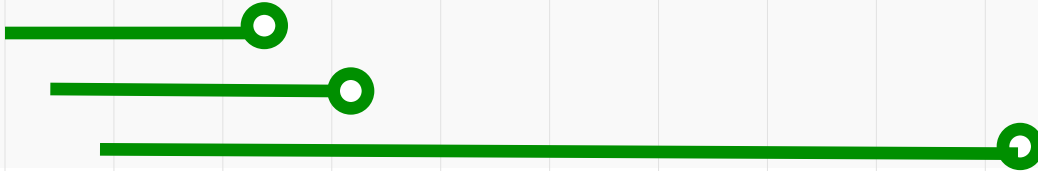
Aug

Sept

ACTIVITY



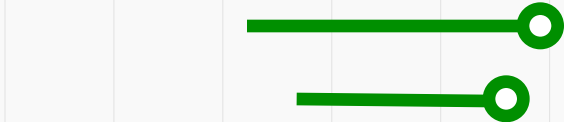
ACTIVITY



ACTIVITY



ACTIVITY



ACTIVITY




**DASHBOARD**

DELIVERY	BUDGET	RESOURCE	DEPENDENCIES	RISKS	ISSUES	ON RADAR
GREEN	GREEN	GREEN	GREEN			

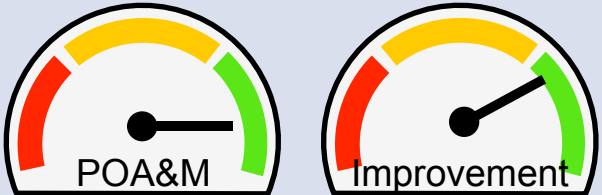
# Project Reporting Period

## Summary

- On target



## Status



- POA&M on target
- 10% Improvement from last reporting period

## By Activity

Activity

Activity

Activity

Activity

## ACCOMPLISHMENTS

Activity	Activity	Activity	Activity